

waste rear lifter



appsheet



WEIGHING AND CONSUMER DATA MANAGEMENT DEVICE INSTALLED ON BOARD

The Device is positioned near the bin lifter controls, enclosed in a metal case that ensures protection against impacts, atmospheric agents, washing of the vehicle with high pressure.



LOAD CELL INSTALLED IN BETWEEN THE CHAIR AND THE LIFTER

The load cells are installed between the chair's plate and the frame of the lifter. The chair's plate is cut to separate it from the lifter in such a way that the load cell is subjected only to the weight of the bin. The load cells have been designed to withstand a very high breaking load ensuring the robustness of their use.

LIFTER ANGLE SENSOR




The Alpha3 sensor measures the angle of inclination of the lifter during lifting by establishing the position to display the weight. Alpha3 works with Canbus technology, this means that the wiring to the instrument is reduced and simplified, it also makes it possible to diagnose Alpha3 directly from the instrument.

TRUCK INCLINATION SENSOR

The Alpha3 sensor measures the inclination of the machine with respect to the earth's axis, allowing a weight correction during the loading phase. Alpha3 works with Canbus technology, this means that the wiring to the instrument is reduced and simplified, it also makes it possible to diagnose Alpha3 directly from the instrument.

RFID ANTENNA

The RFID antenna replaces a coupling tooth of the lifter's chair plate in the case of domestic bins where the RFID TAG to be read is positioned under the edge of the bin itself. In other types of collection with other types of bins the antenna can be positioned frontally and protected by the chair's plate. The choice of the antenna depends on the RFID TAG to be read and on the allowed distance between the antenna and TAG RFID. Generally the allowed distance is a component chosen based on the type of conflict existing if two RFID TAGs can be close to each other. The antennas are enclosed in plastic cases with synthesized polymers to increase their strength and resistance over time.



RFID READER

The RFID reader connected to the antennas detects the RFID code saved in the TAG sending it to the weighing Device for its storage and transmission together with the weight to a remote cloud. If the weighing Device is equipped with Blacklist the lifting of the bin, by means of the reading of its TAG, could be stopped.

VORTEX XTREME BLUETOOTH COMMUNICATION

The VORTEX XTREME bluetooth modem allows to send the unloading information of the bin to an on board device located in the cabin, usually a device that manages the GPS positioning of each bin during collection.



specifications

power supply	9±36Vdc
working temperature	-40±+80°C
shocks	40G
device/sensors protection	IP67/IP67
size	140x204x67
4 Inputs - 4 Outputs	yes
display	HD color
maximum capacity (kg) if certified according to EU regulations	not limited
measurement error	1%
domestic - commercial automatic weighing	yes
approved according to regulation 2014/32/EU	yes



data management

waste types	100
customers	1200
waste destinations	100
black list	10000
white list	10000
RFID management	yes
cloud connection	USB-wireless
loading file download (.csv)	yes



*see products datasheet for complete details